

# Green River Intra Transit System

*Green River Intra Transit System* is a demand-response rural public transportation provider, operating in seven counties. This program—

- increases the mobility of rural citizens, especially the elderly, the poor and the physically challenged
- provides a connecting link between the needed service and clients.

A central dispatcher provides routing and scheduling service by

- obtaining maximum use of a vehicle assuring their efficient use;
- assuring participating provider agencies continue serving all their clients on a regular basis.

Some clients ride at no charge, since many agencies have contracted with us to transport their clientele, the respective agency pays the cost of the ride. We also provide transportation services to the general public.

GRITS provides transportation for Region 3 *Empower Kentucky* Human Service Transportation Delivery Project. This project provides transportation services in our seven county area for the Cabinet for Health Services “Kentucky Works” program (Temporary Assistance for Needy Families—TANF) and the Workforce Development for the Cabinet’s Department of the Blind and Vocational Rehabilitation programs. The Kentucky Transportation Cabinet serves as the state’s lead agency for contracting these services: it’s existing “5311” program provides the foundation for the *Empower Kentucky* collaborative initiative.

We will—

- establish an expanded network of specialized transportation providers delivering the required transportation.
- negotiate specialized service delivery rates with each qualified transportation entity and broker the transportation needs of all participants.
- function as the ‘gatekeeper’ for eligible recipients. This includes—the brokerage contract with other providers and determining the most appropriate type of recipient transportation.

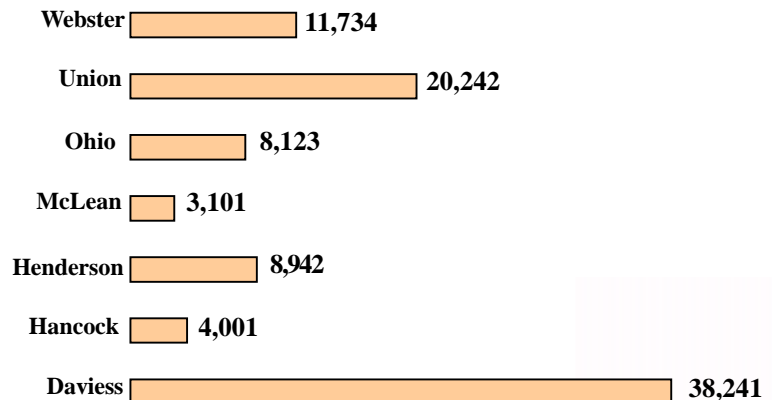
“Kentucky Works” participants will be transported to required components activities, and their child care site within their county of residence and contiguous counties. Kentucky Works-eligible transportation is defined as any transportation needed for required participation in a TANF component or appropriate service. The State of Kentucky designated Audubon Area as the lead agency for these seven counties. Its responsibility includes applying for Section 5310 Capital Grants for vehicles and equipment for other nonprofit agencies in our service area.



**Buddy R. Fuqua**  
GRITS Manager



## 1998 Trips By County



# Head Start/Early Head Start/KERA Preschool

Our world is more stressful today than ever before. One would only have to look at the newspaper headlines to realize just how much negativity surrounds us. With a quick glance down your neighborhood street, you might find:

- ☹️ A new mother feeling overwhelmed and frustrated, and getting to the point where she would do anything to get the baby to stop crying
- ☹️ A child getting ready for Kindergarten, but who tested poorly and has been labeled “slow”
- ☹️ A child being hospitalized because no one knew he had medical complications

Can Head Start really make a difference? Of course it can! Take another look down that same street, and you may find:

- 😊 A new mother who has learned about her baby even before it was born and knows what to expect as a new parent
- 😊 A child prepared for Kindergarten because his unique talents and abilities have been fostered
- 😊 A child avoiding hospitalization due to early health screenings and appropriate medical care



Aubrey Nehring  
Head Start Director

What is the difference between the first look and the second? The work and influence of Audubon Area Head Start and Early Head Start. Head Start is not a “cure all.” Head Start is a thirty-three year old program realistically and effectively working for enhancement in the lives of families and children. Children who participate in Head Start are

- 😊 prepared for school,
- 😊 routinely experience success,
- 😊 have fostered self-esteem and motivation, and;
- 😊 maintain an excellent health status due to received preventative and ongoing health care.



## What is Head Start?

Head Start is a Federal program for preschool children from low-income families. Children attending Head Start participate in a variety of educational activities. Services are offered to meet the special needs of children with disabilities. Most Head Start children are between the ages of three and four years old. Early Head Start provides services to infants and toddlers. Most Head Start classes are blended with KERA preschool children in public school facilities.

## What can Head Start offer your child?

Head Start provides children with activities helping them grow mentally, socially, emotionally, and physically. Developmentally appropriate activities are of high importance in this program.

## What would be your child's routine in a Head Start program?

Children who enroll in Head Start attend either a half-day center-based program or full day/full year. Classroom time includes circle time, art activities, playing with blocks or table toys, science activities, dancing to music, and looking at books.

## What can Head Start offer your family?

Head Start offers a sense of belonging, other support services, and a chance to be involved in activities to help your whole family. You can take part in training classes on many subjects, such as child development, job training, learning about health and nutrition, and using free community resources. You can become a Head Start volunteer and learn more about child development.

## Head Start Programs include...

### Child Development and Health Service

- Education and Early Childhood (0-4)
- Health and Safety
- Nutrition
- Mental Health
- Disability Services

### Family and Community Services

- Family Advocacy
- Community Development
- Parent/Family Partnerships

### Special Projects

- Free to Grow
- PRAISE
- Handy-O
- Family Child Care Nutrition Program
- Technology Training Program
- Head Start Training & Resource Specialist



Weren't these kids having fun at the OCC child care center groundbreaking?

# Head Start Policy Council, 1998-99

## Policy Council Officers:

<i>Rev. Gregory L. Baize</i>	<i>Ex-Officio, 1998-99</i>
<i>Ms. Sharra Mimms</i>	<i>Chairperson, 1997-98</i>
<i>Gayle McLeod</i>	<i>Vice Chairperson, 1997-98</i>
<i>Sonjanita Granger</i>	<i>Secretary, 1997-98</i>
<i>Mike Thompson</i>	<i>Parliamentarian, 1998-99</i>

<i>Representatives</i>	<i>Service Dates</i>	<i>Alternates</i>	<i>Community Representatives—Interest Area</i>
<b>Area 1</b> Ms. Krissy Morris	1998-99	Ms. Lana Mayes	Mr. Mike Thompson, <i>Oasis</i>
<b>Area 2</b> Ms. Andrea Troutman	1997-98	Mr. Jimmy Devine	Ms. Joyce Sutton, <i>Longfellow Adult Ed. Program</i>
<b>Area 3</b> Ms. Kimberly Dickens Ms. Cher McCubbins	1998-99 1998-99	Ms. Michelle Sumner	Ms. Jeannie Howard, <i>Community At Large</i>
<b>Area 4</b> Ms. Edna Vaught	1998-99	Ms. Jenny Huff	Mr. Dennis Donlon, <i>Community At Large</i>
<b>Area 5</b> Ms. Nana Cobb	1996-97	Ms. Dana Waltrip	Rev. David Flack, <i>First Baptist, Drakesboro</i>
<b>Area 6</b> Ms. Shelia Brame Ms. Lisa Kendall	1998-99 1997-98		Ms. Sonjanita Granger, <i>Community at Large</i>
<b>Area 7</b> Mr. Joey Pleasant	1998-99		Ms. Sherry Martinez, <i>Community at Large</i>
<b>Area 8</b> Ms. Fonda Mattingly	1998-99	Ms. Kem Teal	Ms. Libby Downs, <i>Community at Large</i>
<b>Area 9</b> Ms. Kim Gray Mr. James Dunn	1997-98 1998-99	Ms. Monica Saxon	Ms. Kelly Yates, <i>Community at Large</i>
<b>Area 10</b> Ms. Cathy Thrasher Ms. Bea Hughes	1998-99 1998-99	Ms. Cheryl McDaniel	Ms. Gayle McLeod, <i>Even Start Program</i>



*The 1998-99 Policy Council Officers are: (pictured left to right) Ms. Sonjanita Granger, Secretary; Mr. Mike Thompson, Parliamentarian; Ms. Gayle McLeod, Vice Chair; and Ms. Sharra Mimms, Chairperson.*

## Head Start Policy Council's Role and Responsibility

The Head Start Policy Council functions as a policy-level body sharing oversight and policy functions with the agency's governing Board of Directors. The specific responsibilities, prerogatives, and authority provided to the Policy Council, Board of Directors, Head Start parents, and the Head Start/AACS CEOs are set forth in Federal regulations—the revised Head Start Performance Standards.

# Retired Senior Volunteer Program

There are more than 453,000 men and women over the age of 55 in the United States volunteering through the largest of the National Senior Service Corps programs, Retired and Senior Volunteer Program, funded by the Corporation for National Service. Our program maintained 655 volunteers addressing community problems in Daviess, Hancock, Henderson, Webster, McLean and Ohio Counties. In 1998, these volunteers contributed 148,000 hours of service by extending, expanding and enhancing the services of public and private nonprofit organizations across the Green River Area.

## *Audubon Area RSVP volunteers*

- ✓ attack community problems and support community agencies
- ✓ assist crime prevention efforts through service with local law enforcement and TRIAD
- ✓ accompany an elderly person to their doctor's office, grocery
- ✓ delivering mail, flowers, and magazines in area hospitals
- ✓ serve as Friendly Visitors and Omsbudman volunteers in area long-term-care facilities

RSVP also has short-term volunteer assignments. Individuals listed with RSVP Special Assignments fill in for one to two hours, a day, or week. They can, with enough notice, provide temporary clerical assistance for other service programs, assist in preparing income tax for the elderly and low-income, or one time events such as the moving Vietnam Wall.

RSVP is proof that volunteer efforts make dramatic differences simply through service. RSVP encourages and enables seniors to volunteer and is about solutions—people rolling up their sleeves and getting things done.



**Pat Renner**  
RSVP Director

# RSVP

## *Health Promotion*

RSVP subcontracts with GRADD providing Older American Act Title III-F Health Promotion/Disease Prevention Education. During 1997-98 program year, the program served 3,400 individuals over the age of 60 providing 5,552 units of service.

## *America Reads Initiative*

For children struggling to learn to read this initiative places volunteers in elementary schools in the service area as coaches, partnering with The Volunteer Center and Kentucky Reads ensuring each child reads well by the fourth grade.

## *Faith In Action*

RSVP received a grant from The Robert Wood Johnson Foundation to implement a Faith In Action Program. Persons from the faith community are recruited to transport individuals who have no other way to physicians' appointments, grocery shopping, banking or simply an excursion out of the house. These volunteers are covered by insurance and receive other benefits of RSVP if age eligible. This grant was for eighteen months with a six-month extension which ended March 31, 1999.

## **Programming for Impact**

Much is being accomplished across the spectrum of senior service because there are many wonderful individual examples through RSVP, FGP, and SCP. And yet, it has lacked a concise framework or language that would lift up our success and make the case in clear, compelling ways for what the seniors were accomplishing. *Programming for Impact* is the framework and language helping these programs improve and grow into the future.

In the past, the community presentation as to how our dollars were spent addressed the program's positive effects along with the effects the seniors had serving the community. This strategy of accountability was implemented by scheduling training/work meetings and introducing *Programming for Impact* to all community partners. Simply put, *Programming for Impact* answers the question: After receiving funding, training volunteers, and placing them in the community—then what? We continue moving forward tracking progress and telling the effects of the agency's volunteer services (especially their cost savings). The senior volunteers provide services adding to the quality of life for children, families, and the community.


**National Senior  
Service Corps**



*As the programs across the country move forward, this program does at a local level. With the forthcoming retirement of Ms. Pat Renner, RSVP director (pictured above), the three senior service programs—RSVP, SCP and FGP—will merge under one entity. The programs welcome this challenge knowing the services provided are valuable.*

# Foster Grandparent Program

Foster Grandparents are volunteers who are at least age 60 and over, met certain income eligible requirements, love children, and are willing to volunteer twenty hours a week. These volunteers earn a small, tax-free stipend and other benefits. Foster Grandparents volunteer in schools, psychiatric institutions, day care centers, and Head Start classrooms. They help children who have been abused or neglected, mentor troubled youth, and care for infants and children with physical disabilities. The heart of the program is the one-on-one daily attention that the Foster Grandparents provide. This special care helps you people grow, gain confidence, and become more full and productive members of society. The benefits to individuals and communities are both immediate and long lasting. This program operates by funding provided by the Corporation for National Service, County Government, United Way, and other local sources.



**Cindy Ferrell**  
FGP/SCP Director

## Senior Companion Program

Senior Companions are volunteers age 60 and over who meet income eligibility requirements, and service twenty hours a week. Eligible Senior Companions earn a small tax-free stipend to cover the cost of serving. These volunteers provide assistance and friendship to seniors who have difficulty with daily living tasks. The service they provide helps others live independently in their homes instead of moving to expensive institutional care.

Senior Companions assist clients with paying bills, grocery shopping, light housekeeping, meal preparation, and scheduling transportation to medical appointments. They offer contact with the outside world and help make the lives of the people they serve less lonely. Senior Companions usually service two to four clients during their twenty hours of weekly service.

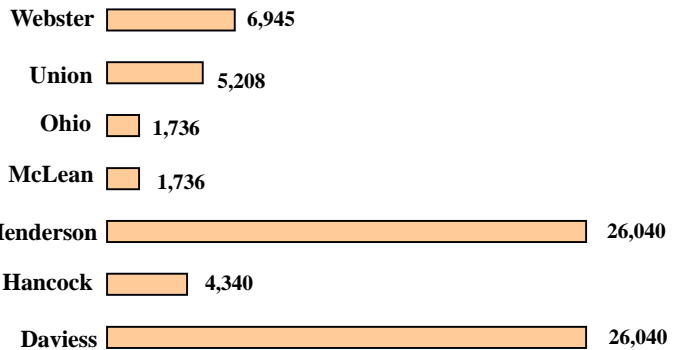
Besides the personal benefits to both the volunteers and the people who are served, Senior Companions make a valuable impact in our community for a minimal investment of dollars.

This program operates by funding provided by the Corporation for National Service, City/County Government, United Way, and other local sources.

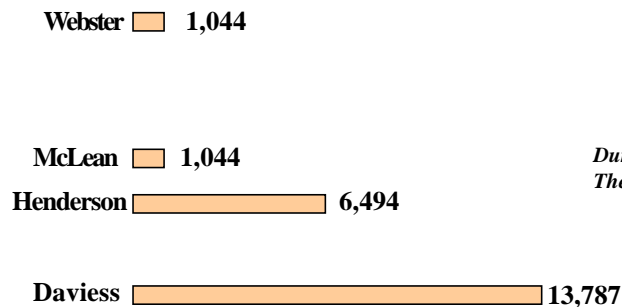


### Senior Companion Volunteer Hours by County

*During 1998 SCP served 302 clients. Nursing homes cost an average of \$42,000 annually per person. The cost of supporting one Senior Companion for an entire year is \$4,200. The estimated value of services across the entire US is \$150 million annually, a five-fold return on federal dollars invested.*



### Foster Grandparent Volunteer Hours by County



*During 1998 FGP served 208 children. The average annual cost of institutional care for a child is \$44,000. With a federal investment of \$4,200 per year each Foster Grandparent saves taxpayers more than \$39,800 per child. Throughout the US these volunteers contribute 22 million service hours valued at \$262 million a 400 percent return on federal dollars invested.*

# Housing and HOME—Weatherization

Housing programs have been greatly affected with the 46% reduction in funding by the Weatherization program this past year. The weatherization program consists of very minor rehab work on homes. Basics include insulation, weatherstripping, and repairs/replacement of energy systems. Last year, Weatherization received \$399,862 and this year's allocation was \$185,529. That is almost a 50% reduction in the amount of dollars spent in weatherizing family homes. With this year's monies, weatherization was able to weatherize



67 homes in our seven-county area. Last year, weatherization was able to weatherize 117 homes. This year Weatherization served a total of 179 people. Twenty-nine (29) of those were elderly and twenty-one (21) were physically challenged.

The Western Kentucky Gas *WKG Cares*—program has been a very big asset this past year with the weatherization program. Weatherization was able to use WKG's dollars on any weatherization client that is a customer of Western Kentucky Gas and up to an additional \$2,000 on a home that is eligible for the weatherization services. That extra

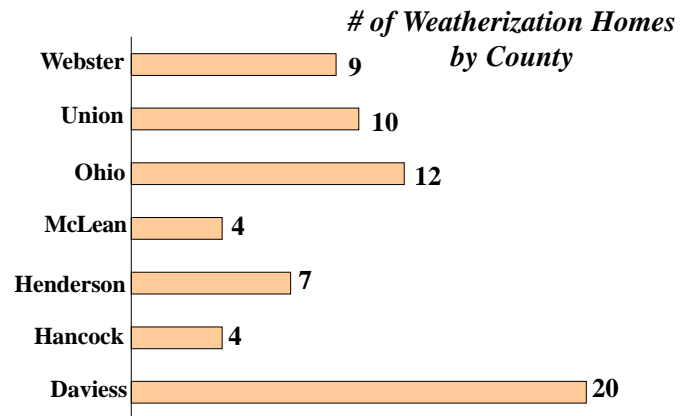
amount of money meant a household needing additional work would not have to be canceled, but could receive the services. Those dollars can be used for any item that is considered weatherization eligible.

## HOME Program

Weatherization received \$90,090 for the HOME program funded through Kentucky Housing Corporation. These funds were used for the rebuilding of homes or major rehabilitation. A total of three (3) homes was completed with the money this year. A three-family McLean County home was rebuilt, and major rehab work was done on two (2) other homes, one in Daviess and one in Hancock.



House in McLean County built through the HOME Project



Sheila White  
Housing Director

## Lincolnshire Apartments, Inc. Lincolnshire North Apartments, Inc.

Nearly four years after Audubon Area Community Services, Inc. purchased the 208 Section 8 apartments on Pennbrooke Avenue with each year comes continued improvement. There are 100 units in Lincolnshire and 108 units in Lincolnshire North. Lincolnshire served over 578 persons throughout the year at Lincolnshire/Lincolnshire North Apartments, and of this total, 159 were children.

It has been a very busy year. A new On-Site Property Manager, JoNell Emmick, and a new secretary, Vickie Quinn were hired. Ms. Emmick successfully passed the National Center for Housing Management course, Certified Occupancy Specialist.

This past year several major, necessary improvements were completed. All outside door facings in the two and three bedroom units have been replaced. The replaced facings had been there for many years and were starting to rot. The new material installed is a urethane millwork by Style/Mark. This material will not chip or peel and it is resistant to decay and insect damage. The outside door facings should last for many years. Working with OMU, additional lights were installed on all utility poles in the general vicinity of the one-bedroom units. The street is very well lit at night now.

Another issue was the traffic driving up and down the street at high speed. After discussing several options with the Owensboro Police Department, four (4) signs were erected in various locations on the complex ground stating the number of children living in the complex and to *Please Drive Carefully*. The police department also made themselves more visible during the day and night.



# 1998-1999 Service Summaries

## Family Preservation Program

During the past year, Family Preservation served 26 families from 5 of our 7 Green River Counties. We worked with a total of 74 children, 58 of whom were targeted to be removed from their homes. The total number of clients served (including parents/guardians) was 115. And, although we measure success in many more ways than numbers, it is important to note that at case closure, Family Preservation had a success rate (families remaining safely together) of approximately 98%.

<i>Cases</i>	<i>Children</i>	<i>Clients</i>	<i>County</i>	<i>Cases</i>	<i>Case Type</i>
26 .....	74 .....	115	Daviess	15	Child Protection...26
			Henderson	2	
			Union	0	
			Hancock	4	
			Ohio	1	
			McLean	4	

## Family Reunification Program

During the past year Family Reunification aided 10 families, with a total of 19 children, 16 of those children were returning home after being away for a length of time. The total # of clients (including parents/guardians) was 33. Family Reunification only works within the Daviess County area. The success rate (families remaining safely together) at case closure was 93%.

<i>Cases</i>	<i>Children</i>	<i>Clients</i>	<i>Case Type</i>
10 .....	19 .....	33	Child Protection ..... 8
			Juvenile Services ..... 2

## Retired and Senior Volunteer Program

### Health Promotion/Disease Prevention...

	<i>Clients</i>	<i>Services</i>
Com-Based Health Promotion .....	3304	1,968
Health Provider Involvement .....	967	274
Collaboration .....	255	3
Advocacy .....	259	147
Mental Health Promo .....	1,226	750
Cardio Vascular Health Promo ...	5,959	2,261
Medication Misuse .....	3,054	739
Substance Chemical/Abuse .....	367	343
Risk Injury .....	2,705	1,494
<b>Totals .....</b>	<b>18,096</b>	<b>7,979</b>

<i>County</i>	<i>Volunteers</i>	<i>Hours</i>
Daviess .....	434	88,799
Hancock .....	54	8,606.75
Henderson .....	106	3,636
McLean .....	92	13,767.25
Ohio .....	130	21,987.25
Webster .....	56	12,987.25
<b>Totals .....</b>	<b>872</b>	<b>149,783.50</b>

## Weatherization Assistance Program

### Total Homes By County

Daviess .....	20
Hancock .....	4
Henderson .....	7
McLean .....	4
Ohio .....	12
Union .....	10
Webster .....	9

### Total Persons Served

Elderly .....	29
Physically Challenged .....	24
Other .....	126
<b>Total Homes .....</b>	<b>179</b>

## Senior Community Service Employment Program

### County Slots Assigned

Daviess .....	2
Henderson .....	2
Ohio .....	2
Union .....	1
Webster .....	1

## Foster Grandparent Program

<i>County</i>	<i>Volunteers</i>	<i>Hours</i>
Daviess .....	17	13,787
Henderson .....	8	6,494
McLean .....	1	1,044
Webster .....	1	1,044
<b>Totals .....</b>	<b>27</b>	<b>22,369</b>

## Senior Companion Program

<i>County</i>	<i>Volunteers</i>	<i>Hours</i>
Daviess .....	30	26,040
Hancock .....	5	4,340
Henderson .....	30	26,040
McLean .....	2	1,736
Ohio .....	2	1,736
Union .....	6	5,208
Webster .....	8	6,945
<b>Totals .....</b>	<b>83</b>	<b>72,045</b>

## United Way Agencies

The AACCS Foster Grandparent, Senior Companion, and some Head Start day care programs are United Way agencies. Many thanks!



**United Way**

# 1998-1999 Service Summaries

## Community Service Block Grant (CSBG)

1997-98 scholarships provided through educational assistance—listed per county—Davie: 14; Hancock: 5; Henderson: 4; McLean: 3; Ohio: 2; Union: 4 and Webster: 1.

### 1997-98 LIHEAP Assistance By County and Component

#### SUBSIDY COMPONENT—

County	Families	Assistance
Davie	1,249	\$81,742
Hancock	151	10,019
Henderson	573	35,699
McLean	238	17,046
Ohio	687	58,415
Union	328	24,822
Webster	349	26,061
<b>Total</b>	<b>3,575</b>	<b>253,804</b>

#### CRISIS COMPONENT—

County	Families	Assistance
Davie	682	\$44,511
Hancock	214	7,874
Henderson	433	35,248
McLean	131	9,469
Ohio	484	37,178
Union	154	14,204
Webster	265	19,622
<b>Total</b>	<b>2,363</b>	<b>168,106</b>

#### LIHEAP CLIENT BENEFITS SUMMARY—

County	Families	Assistance
Davie	25,031	\$81,722
Hancock	376	30,229
Henderson	1,454	113,219
McLean	506	40,891
Ohio	1,619	142,366
Union	651	54,805
Webster	803	65,931
<b>Total</b>	<b>7,912</b>	<b>629,164</b>

#### Vendor Summary [Dollars, rounded]

Western Kentucky Gas	\$21,597
Kentucky Utilities	27,274
City of Henderson	25,642
City of Providence	9,268
Owensboro Municipal Utilities	15,123
Green River Rural Electric	19,222
Suburban Propane	2,720
Henderson-Union Rural Electric	7,758
Housing Authorities	2,312
34 Other Vendors	41,104
<b>Total Benefits Paid</b>	<b>\$172,020</b>

### FEMA Assistance Provided By County

County	Families	Benefits
Davie	144	\$13,611
Hancock	25	1,087
Henderson	84	10,852
McLean	22	2,637
Ohio	126	12,644
Union	89	8,083
Webster	61	5,396
<b>Total</b>	<b>551</b>	<b>54,310</b>

### Wintercare Energy Fund Program

County	Families	Assistance
Davie	11	\$960
Hancock	4	323
Henderson	13	1,100
McLean	7	300
Ohio	16	1,265
Union	3	200
Webster	6	673
<b>Total</b>	<b>60</b>	<b>4,821</b>

### Green River Intra-county Transit System

#### Ridership Summary

1994-95	95,178
1995-96	94,105
1996-97	93,244
1997-98	94,348

#### 1998-99 Constituent Summary

Physically Challenged	57,842
Elderly	19,582
Other	16,591

#### Clients by County

County	Clients
Davie	4,996
Hancock	388
Henderson	643
McLean	588
Ohio	503
Union	821
Webster	162

# 1998-1999 Service Summaries

## Head Start-KERA-Child Development Services

### Enrollment...

Total Children Served ..... 2740 Children

### Age...

Under Age 1 ..... 31  
 1 ..... 33  
 2 ..... 32  
 3 ..... 822  
 4 ..... 1,822

### Sex...

Male ..... 1,437  
 Female ..... 1,303

### Race...

African American ..... 638  
 White ..... 2,052  
 Other ..... 50

### Child Care Food Program (USDA)...

Number Free ..... 2,252  
 Number Reduced ..... 96  
 Number Paid ..... 132

Medicaid Eligible.....1,637

### Parental Status...

Single ..... 1,327  
 Two Parent ..... 1,305  
 Foster ..... 1,305  
 Non-Parent ..... 64

### Children Served By County

Caldwell ..... 113  
 Christian ..... 239  
 Crittenden ..... 78  
 Daviess ..... 756  
 Hancock ..... 52  
 Henderson ..... 188  
 Hopkins ..... 370  
 Livingston ..... 59  
 Lyon ..... 41  
 McLean ..... 58  
 Muhlenberg ..... 237  
 Ohio ..... 197  
 Todd ..... 17  
 Trigg ..... 91  
 Union ..... 128  
 Webster ..... 116  
**Total: ..... 2,740**

### Children with Disabilities...

Vision Impairment ..... 3  
 Hearing Impairment ..... 5  
 Emotionally Disturbed ..... 1  
 Physical Impairment ..... 10  
 Speech Impairment ..... 515  
 Health Impairment ..... 6  
 Mental Retardation ..... 0  
 Autism ..... 7  
 Developmental Delay ..... 223  
 Multiple Disabilities ..... 16  
**Total: ..... 786**

### Parent and Community Activities...

Parent Trainings Conducted ..... 336  
 Parent Training Hours ..... 2,134  
 Parent Volunteer ..... 2,206  
 Volunteer hours ..... 30,981  
*Value In-Kind Volunteer hours ..... \$250,212.12*

### Health Services...

Health Screenings ..... 2,657  
 Dental Examinations ..... 2,603  
 Follow-Up Treatment (Referred) ..... 1,889  
 Immunizations Up-to-Date ..... 2,630

### Social Services...

Number of Families Served ..... 2,597  
 Referrals to other Agencies ..... 1,545  
 Received Direct Social Services ..... 2,406

### Child Care Assistance Program\*

March 1, 1998 - February 28, 1999

Families Served ..... 8,439  
 Children Served *\*Estimated figures* ..... 12,628  
 Number of Providers ..... 2,100  
 Provider Payments ..... \$13,632,307

### Child Care Assistance Program Service Area\*

County	Families Served	County	Families Served
Allen	15	Ballard	24
Barren	147	Butler	33
Caldwell	61	Calloway	221
Carlisle	9	Christian	747
Crittenden	41	Daviess	728
Edmonson	30	Fulton	47
Graves	203	Hancock	29
Hart	57	Henderson	389
Hickman	10	Hopkins	329
Livingston	17	Logan	81
Lyon	16	McCracken	567
McLean	15	Marshall	137
Metcalfe	16	Monroe	24
Muhlenberg	78	Ohio	93
Simpson	58	Todd	47
Trigg	58	Union	46
Warren	555	Webster	36

### Resource and Referral Services

Training Hours Conducted ..... 600  
 Training Participants ..... 5,219

## *Audubon Area Community Services, Inc.*

*1800 West Fourth Street  
PO Box 20004  
Owensboro Ky 42304-0004*

**www.audubon-area.com**

**Phone: 270/686-1600  
Fax: 270/686-1614**



### **The Donald E. Owsley Human Services Center**

On May 29, 1999, Audubon Area Community Services, Inc., dedicated its Owensboro central office building in honor and memory of Mr. Donald E. Owsley. The building is now known as “The Donald E. Owsley Human Services Center” in tribute to Mr. Owsley’s commitment to human service and his significant contributions to Audubon Area Community Services. Mr. Owsley served on the agency’s Board of Directors from 1969 until his death January 22, 1999. He also served as Board Chairperson 1975-80

